

Expense Track 23.12 Release Notes

January 2024

Expense Track 23.12 Release Notes

Table of Contents

Expense Manager Updates.....	2
The Ability to Upload Multiple Receipt Images in Expense Report.....	2
VSM – Custom Label Filters for Coding Segments	5

Expense Track 23.12 Release Notes

January 2024

Expense Track 23.12 Release Notes

Release 23.12 for Expense Track is now available and includes the following changes:

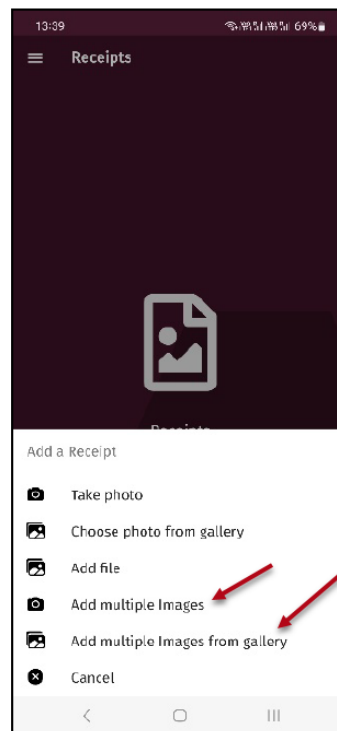
Expense Manager Updates

The Ability to Upload Multiple Receipt Images in Expense Report

Corpay Expense Track users who use the application to add receipts in the system can now select multiple receipt images or files at a time in the mobile app. This changes the previous process requiring users to first save the receipt, then go back to add another image, which can be too time-consuming, particularly when receipts are multiple pages long and may discourage users from uploading all the required pages.

With this enhancement, users are provided with options to click multiple images or upload multiple files at once while adding a receipt from the mobile app. Two new options are provided when the user clicks on Capture Receipt:


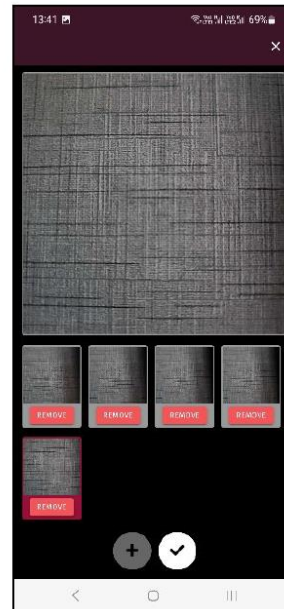
- Add multiple Images.
- Add multiple Images from gallery.



Expense Track 23.12 Release Notes

January 2024

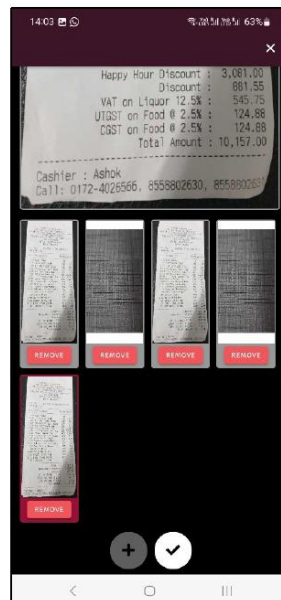
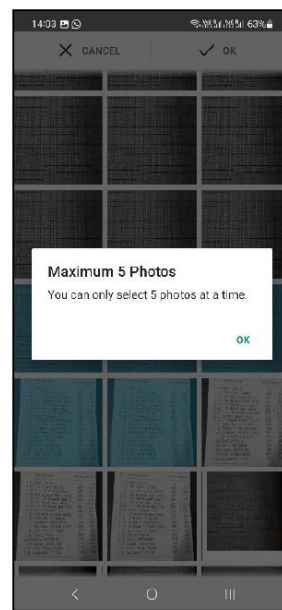
Selecting **Add multiple Images** will allow users to click up to 5 photos from camera and add them as single receipt. Users will have option to remove any image and click another image while adding receipt. All images will be added as pdf receipt, one image per page. A preview of the first image will be shown while editing the receipt.



Expense Track 23.12 Release Notes

January 2024

Selecting **Add multiple Images from gallery** will allow users to select up to 5 photos from the gallery and add them as a single receipt. Users will have the option to remove any image and click another image while adding a receipt. All images will be added as pdf receipts, one image per page. A preview of the first image will be shown while editing the receipt.



Expense Track 23.12 Release Notes

January 2024

VSM – Custom Label Filters for Coding Segments

Corpay Expense Track users with Admin role and who run reports in VSM are now able to view coding segment filters having segment labels in the manner they are configured in system instead of generic labels like segment 1, segment 2. Coding segment filters are updated for the two reports indicated below to get labels as are configured in Account Coding Types.

- Expense_Accounting_Code_Detail
- Expense_Transaction_Coding

