

# ExpenseTrack 26.6 Release Notes

July 2026

## Contents

<b>Expense Manager Updates</b> .....	2
<b>Sales Tax Extraction from OCR Receipts</b> .....	2
<b>Driver PIN and Name Display for Fuel Expenses</b> .....	3
<b>Administrators Can Now Create Announcements</b> .....	4
<b>Card Usage Tracker Widget for Administrators</b> .....	5
<b>Card Usage Tracker Widget for Card Holders</b> .....	7

# ExpenseTrack 26.6 Release Notes

July 2026

## ExpenseTrack 26.6 Release Notes

Release 26.6 for ExpenseTrack is now available and includes the following changes:

### Expense Manager Updates

#### Sales Tax Extraction from OCR Receipts

When receipts are uploaded, ExpenseTrack now automatically extracts the Sales Tax amount using OCR (Optical Character Recognition). An editable **Sales Tax** field is displayed on the receipt details screen so users can review and update the value before submitting an expense.

The screenshot shows the 'Add/Edit Expense Item' form. The 'Sales Tax (USD)' field is highlighted with a red box and contains the value '30.0000'. Other fields include Date (04/29/2026), State (PUNJAB), Payment Type (AMEX), Amount/day (USD 100.0000), City (Zirakpur), Airport Name (1t: Receipts Notes (14502841): Sales Tax Notes), # of Days (1), Exchange Rate (1.0000), Deliver 2001, and Personal Expense (No). A 'Receipts' sidebar on the right lists several uploaded receipts with their file names and upload dates.

Sales Tax is also available as a column and filter in the **Transaction Grid** and **Receipt Listings**. Extracted Sales Tax data is included in the **Expense Transaction Detail**, **Expense Transaction Coding Updates**, and **Expense Transaction Detail Updates** VSM reports.

# ExpenseTrack 26.6 Release Notes

July 2026

## Driver PIN and Name Display for Fuel Expenses

Approvers can now view the **Driver PIN** and **Driver Name** (First and Last Name) directly on the **Item Details** page for fuel card transactions. This information is populated from the AC41 fuel card file feed, eliminating manual entry and making it easier to verify who made the purchase. This enhancement is also available on mobile devices.

The screenshot displays the Orpay ExpenseTrack interface for a fuel expense. At the top, the breadcrumb navigation shows 'Travel & Expense > Spend Manager > Settings'. The main header indicates a fuel expense of \$412.38 for 'Truck 7219, Expense Report EXP-000056'. Below this, a table provides detailed information:

Expense name	Expense type	City	State	Type	Card type	Personal expense	Transaction Date
Fuel	Fuel	CENTERVILLE	TX	WEX/VOYAGER UNIVERSAL	Credit Card	No	06/15/2026

Additional details include the posting date (06/15/2026), WEX Motorpass information (XXXX-XXXX-XXXX-4567, CENTERVILLE, 1 X 76543-0000), WEX Category Code (A-IR), and Asset (1-1-HS2009-1-01 102-F). Requested and approved amounts and quantities are both \$412.38 and 1, respectively.

An account code selection bar is visible, with '100' selected. Below this, a table shows the product details:

Product Code	Description	Quantity	Product Price - Net Due	Product Total Cost - Net Due	Odometer Reading
072	DIESEL #2 ULTRA LOW SULFUR	92.6900	\$ 4.45	\$ 412.38	0182658

At the bottom, there are fields for 'Check-Out Date', 'Agreement Number', 'Renter Name', 'City', 'State/Province', 'Return Date', 'Return City', and 'Return State/Province'. The 'Total Amount Charged' is listed as 0.00.

# ExpenseTrack 26.6 Release Notes

July 2026

## Administrators Can Now Create Announcements

Users with the new **Manage Tenant Announcements** permission (Permission ID: 4288) can now create, edit, and delete company announcements from **Messaging > Manage Announcements**. Announcements require a title, message, target user group, and expiration date, and can be targeted to specific user groups, allowing Tenant Admins to communicate with subsets of their organization.

The screenshot shows the 'Add Announcement' form with the following details:

- Title \***: A text input field containing 'Emergency Maintenance Notification'.
- Message \***: A rich text editor with a toolbar (Bold, Italic, Underline, Bulleted List, Numbered List, Link, Unlink, Undo, Redo) and a text area containing the message: 'Emergency maintenance has been scheduled to address a critical issue. We expect minimal disruption and will provide updates as progress is made.'
- User Group \* (?)**: A group of radio buttons with the following options: Admin, Approver, Coder, User, and All Users (which is selected).
- Expiration Date \***: A date input field showing '06/26/2026' with a calendar icon to its right.
- Buttons**: 'Save & Send Now' (highlighted in blue) and 'Cancel'.

Users can distinguish between Corpay and Company announcements. End users can dismiss announcements by clicking **OK** or choose to be reminded later. Dismissed announcements will not reappear for that user.

# ExpenseTrack 26.6 Release Notes

July 2026

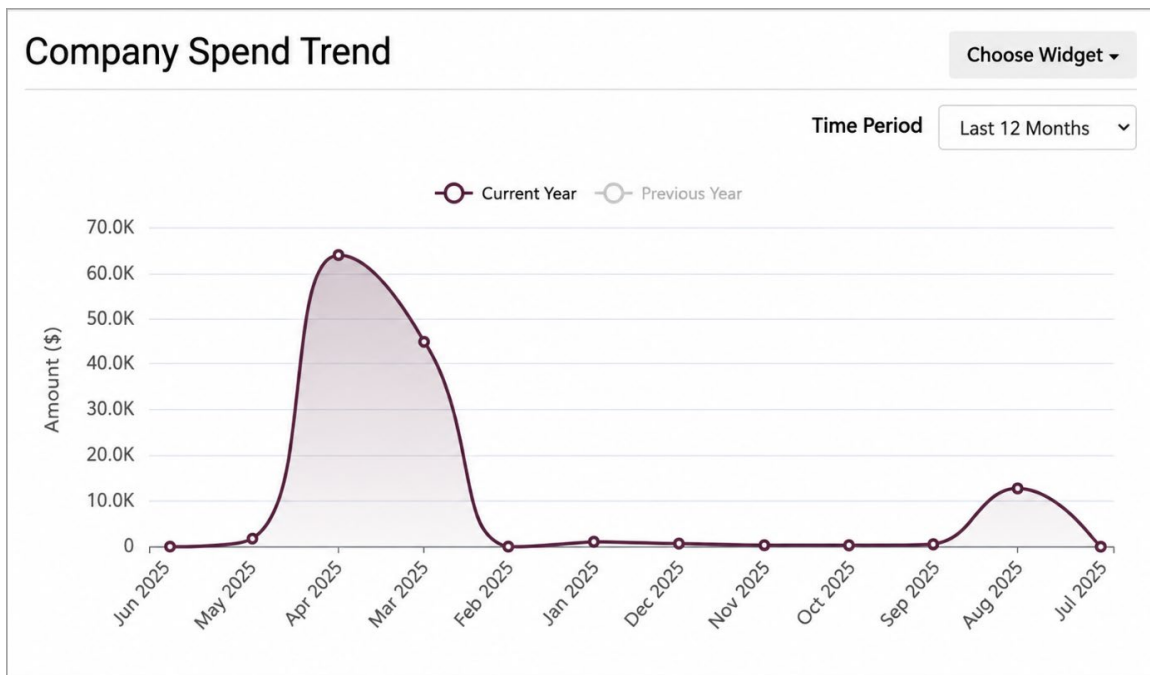
## Card Usage Tracker Widget for Administrators

Administrators with the **View Company Spend Insights** permission (Permission ID: 2025) now have access to the new **Card Usage Tracker** widgets on the ExpenseTrack Home Page. These widgets replace the legacy **Top 5 Budgets** and **User Logins** charts, providing more meaningful insights into company card spending.

The widgets display three key metrics at the top: **Current Month Spend**, **Previous Month Spend**, and **Average Spend**.

Three interactive charts provide a deeper view into spending patterns:

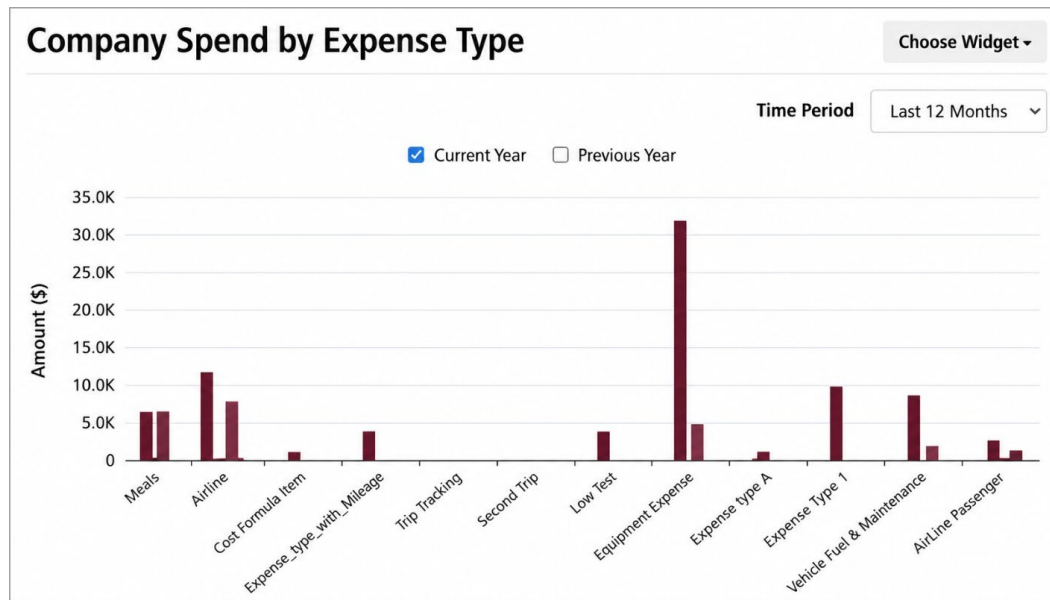
- **Monthly Spend (line chart)** - tracks the user's organization's total card spend over the selected period.



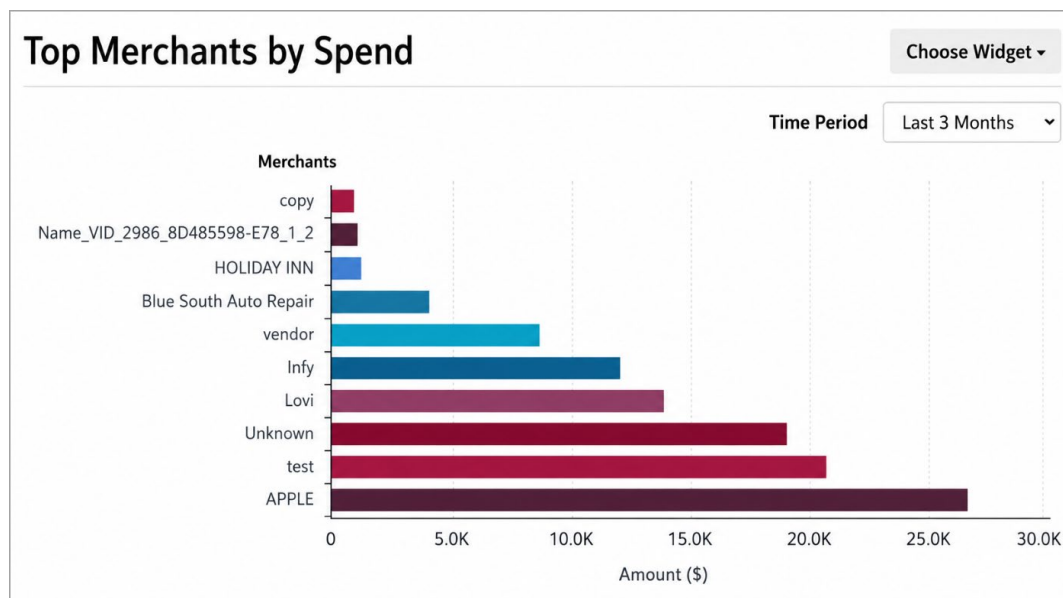
# ExpenseTrack 26.6 Release Notes

July 2026

- **Monthly Spend by Expense Type (vertical bar chart)** - breaks down spending by expense type so Admins can quickly identify where money is going.



- **Monthly Spend by Top 10 Vendors (bar chart)** - highlights the user's organization's top 10 vendors by spend amount



# ExpenseTrack 26.6 Release Notes

July 2026

The default view covers the last 3 months. Year-to-Date data runs from January 1 of the current year. All charts are available on the Home Page and Admins can select the desired chart from the drop down. The application will remember the last selected chart at subsequent logins.

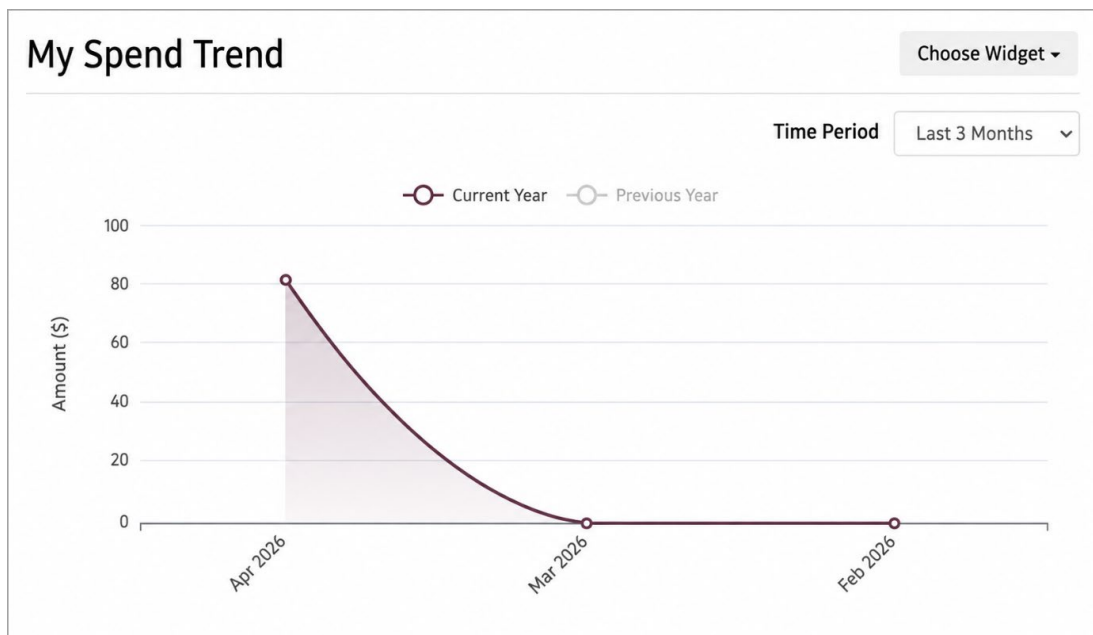
## Card Usage Tracker Widget for Card Holders

All ExpenseTrack users now have access to **Card Usage Tracker** widgets on the Home Page, which provides users an at-a-glance view of their own corporate card spending trends. These widgets replace the legacy **Top 5 Budgets** and **User Logins** charts, bringing more relevant and actionable spend insights directly to the dashboard.

At the top of the widget, the **Current Month Spend**, **Previous Month Spend**, and **Average Spend** figures are always visible

Two interactive charts provide a deeper view into spending patterns:

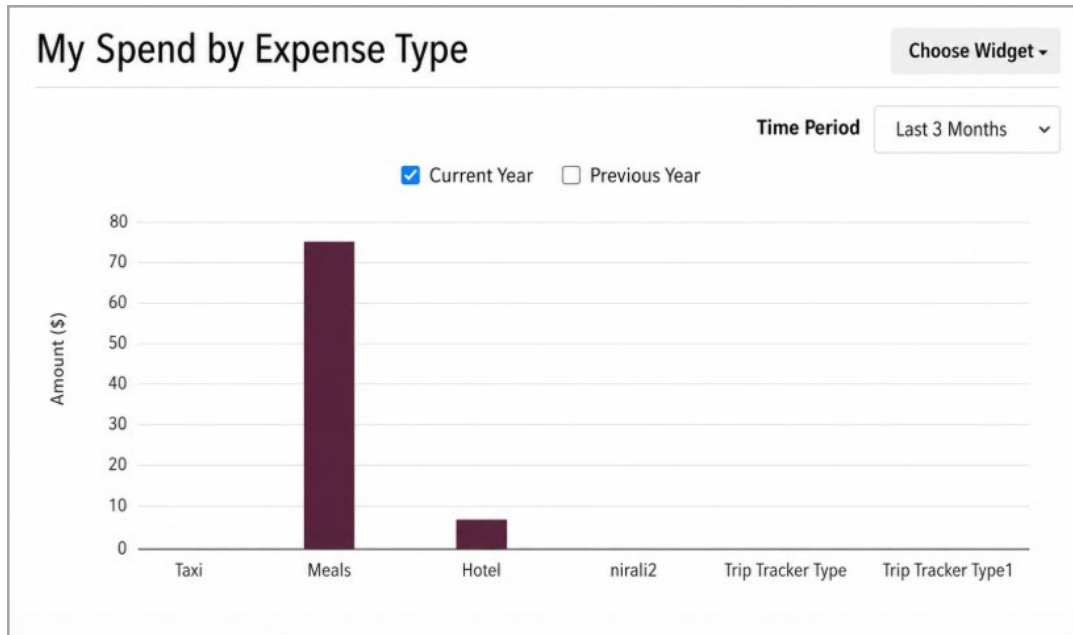
- **Monthly Spend (line chart)** - tracks the user's total card spend over the selected period.



# ExpenseTrack 26.6 Release Notes

July 2026

**Monthly Spend by Expense Type (vertical bar chart)** - breaks down spending by expense type so users can quickly identify where their money is going.



The default view covers the last 3 months. Year-to-Date data runs from January 1 of the current year. All charts are available on the Home Page and users can select the desired chart from the drop down. The application will remember the user's last selected chart at subsequent logins.